

Electric Valve Driver

Type **LNE**

FEATURES

- Two-channel Outputs
Independent or synchronized operation for up to two valves.
- Compact Design
Palm-sized (W 2.91inch × H 3.70inch × D 1.18inch).
- Operational by Contact Inputs
Valve actuation and initialization can be controlled via external contacts.
- Insulated Power Supply
Suppresses noise propagation between the power supply and electric valves.
- Supports RS-485 (Modbus) communication.



Electric Valve Driver | Type LNE

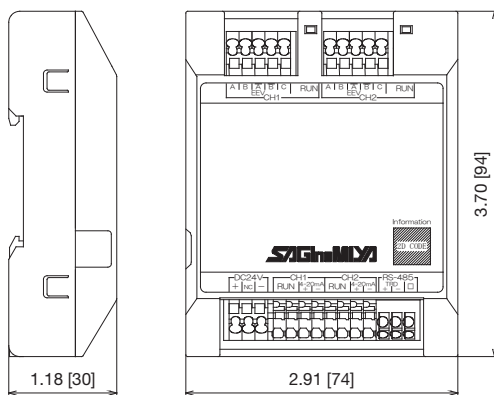
SPECIFICATIONS

Description		EEV Driver	Proportional Valve Driver
Type		LNE-CA2C	LNE-DA2C
Power Supply Voltage		24V.DC	
Size (W×H×D)		2.91inch× 3.70inch × 1.18inch [74mm × 94mm × 30mm]	
Weight		Approx. 0.231 lb [105g]	
Mounting Method		DIN rail	
Number of Valve Outputs (Channels)		Two	
Inputs		4 to 20mA, Contact input (Start-up signal), Contact input (Initialization signal)	
Valve Operating Direction		Direct action, Reverse action	
Sampling Period		1 sec. (Factory setting) or 10 sec.	
Compatible Valves	Type	PKV, GKV, UKV, UKV-S, UKV-J, JKV, VKV, AKV, MKV	ZJV
	Coil Voltage	12V.DC	
	Coil Resistance	46Ω, 32Ω	36Ω
Communication	Interface	RS-485 compliant	
	Communication Protocol	Modbus RTU	
	Data	Valve position command, Valve initialization command, Operating status, etc.	
Other Functions		Valve initialization, Synchronized operation	

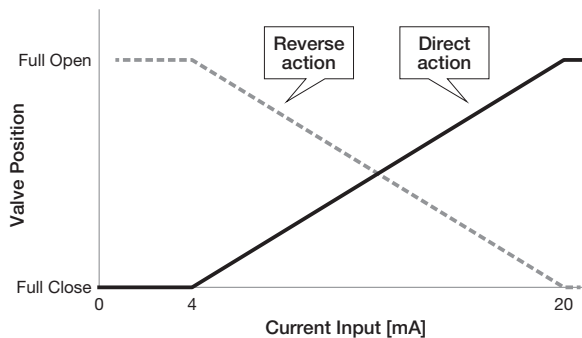
DIMENSIONS

Type LNE

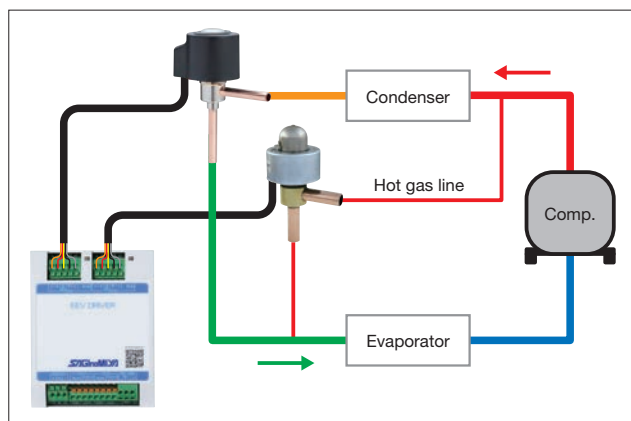
Unit: inch [mm]



Valve Operating Direction



Application Example



NOTES FOR SAFETY

Failure to read and follow all instruction carefully before installing or operating the product could cause personal injury and/or property damage.

Specifications are subject to change without notice.

SAGINOMIYA
AMERICA, INC.

655 Metro Place South Suite 220, Dublin, Ohio 43017, U.S.A.
Tel: +1-614-766-7390 Fax: +1-614-766-7391
E-mail: sales@saginomiya-am.com URL: <https://www.saginomiya.co.jp/en/>
Dallas Office: 3201 Dallas Parkway Suite 200, Frisco, Texas 75034, U.S.A.
Tel: +1-614-766-7390(Ext)1201 Fax: +1-614-766-7391

2024.12